



**Q4 CY 2022 BRIEFING**  
*for*  
**INVESTMENT RESEARCH**  
MULTI-ASSET

**Presented by :**

**Falconstar Investments (India) Pvt. Ltd.**

Ph: (M) +971-55-8796-185

(M) + 91-9023661660


Email : 'wealth@falconstarinvestments.com'

Website : 'www.falconstarinvestments.com'

**INVESTMENT LEADERSHIP THROUGH INSIGHT & FORESIGHT**

Sr.No	TABLE OF CONTENTS	Pg.No.
1	<b>INTRODUCTION &amp; DEVELOPMENTS</b>	3
	▪Terms of Business with AMCs	
2	<b>INDIAN INVESTMENTS &amp; INSURANCE</b>	4 – 10
	▪Debt MFs	
	▪Bonds & NCDs	
	▪Fixed Deposits (FDs)	
	▪Equity MFs	
	▪Theme based – Children Gift, ELSS, PPF	
	▪Insurance Plans	
3	<b>INTERNATIONAL &amp; OTH</b>	11 – 13
	▪SIP Plans	
	▪Structured Note - 4 Options	

**APPROVED AMCs & TERMS OF BUSINESS WITH FALCONSTAR WEALTH**





**SECTION II**  
**INDIA INVESTMENTS & INSURANCE**

## WHITE LIST – MUTUAL FUNDS (DEBT)

Sr. No.	Scheme Name	Fund Category	Fund Manager	AUM	Rating	3 M	1 Y	3 Y	5 Y
1	HDFC Low Duration Fund	Low Duration	Anupam Joshi	14,727	****	1.64%	4.74%	5.93%	6.71%
2	HDFC Liquid Fund	Liquid	Anupam Joshi	56,900	**	1.58%	4.81%	4.11%	5.26%
3	Axis Money Market Fund	Money Market	Aditya Pagaria	2,868	****	1.64%	4.90%	5.05%	-
4	HDFC Corporate Bond Fund	Corporate Bond	Anupam Joshi	23,230	***	1.77%	3.50%	6.54%	7.31%
5	HDFC Short Term Debt Fund	Short Duration	Anil Bamboli	12,248	***	1.80%	3.93%	6.52%	7.30%
6	ICICI Prudential Ultra Short Term Fund	Short Duration	Manish Banthia	12,043	****	1.64%	5.02%	5.59%	6.77%
7	SBI Magnum Low Duration	Low Duration	Rajeev Radhakrishnan	7,476	***	1.68%	4.58%	5.21%	6.37%



## WHITE LIST – BONDS & NCDs

SR. no.	Instrument	Maturity	PUT / CALL	INT. PAYMENT DATE	PRICE PER 100	YTM	YTC	QUANTUM	RATINGS
1	8.15% POWER FINANCE CORPORATION LTD. 08/AUG/2034	08-Aug-2034 (M)	NA	Annually	104.50	7.54%	NA	10 Lacs Only	AAA By CRISIL,AAA By ICRA,AAA By CARE
2	8.05% MAHINDRA AND MAHINDRA FINANCIAL SERVICES LIMITED 24/JUL/2032	24-Jul-2032 (M) 24-Jul-2027 (C)	NA	Annually	100.22	8%	7.98%	10 Lacs & Multiple (Limited Quantum)	AAA By IND,AAA By BRICKWORK
3	7.64% HINDUSTAN PETROLEUM CORPORATION LIMITED 04/NOV/2027	04-Nov-2027 (M)	NA	Annually	101.14	7.34%	NA	10 Lacs Only	AAA By ICRA,AAA By CRISIL
4	07.10 GS 2029	18-Apr-2029 (M)	NA	Semi-Annually	99.37	7.22%	7.35%	10 Lacs Multiple	Sovereign
5	Bajaj Finance Ltd	14-Aug-26	NA	16th August Annually	103.45	00-Jan-00	-	10 lacs multiples	AAA
6	GAIL India Ltd	20-Dec-27	NA	20th Dec Annually	100.36	00-Jan-00	-	10 lacs only	AAA
7	HDB Financial Services Ltd	21-Feb-28	NA	21st february Annually	102.42	00-Jan-00	-	10 lacs multiples	AAA
8	L&T Finance Ltd	18-Feb-25	NA	18th February Annually	102.25	00-Jan-00	-	10 lacs multiples	AAA
9	Power Grid Corporation of India Ltd	21-Oct-24	NA	21st Oct Annually	102.47	00-Jan-00	-	12.5 lacs multiples	AAA
10	Tata Capital Financial Services Ltd	31-Mar-25	NA	31st March Annually	103.67	00-Jan-00	-	10 lacs multiples	AAA

## WHITE LIST – FIXED DEPOSITS



REGULAR DEPOSITS (Fixed & Variable Rates) Deposits upto ₹2 crore (p.a.)					
Period	Monthly Income Plan	Quarterly Option	Half-Yearly Option	Annual Income Plan	Cumulative Option
12-23 Months	6.60%	6.65%	6.70%	-	6.85%
24-35 Months	7.05%	7.10%	7.15%	7.30%	7.30%
36-60 Months	7.10%	7.15%	7.20%	7.35%	7.35%
61-120 Months	6.95%	7.00%	7.05%	7.20%	7.20%
Minimum Amount (₹)	₹ 40,000	₹ 20,000	₹ 20,000	₹ 20,000	₹ 20,000
SPECIAL DEPOSITS (Fixed Rates) Deposits upto ₹2 crore (p.a.)					
Period	Monthly Income Plan	Quarterly Option	Half-Yearly Option	Annual Income Plan	Cumulative Option
33 Months	7.25%	7.30%	7.35%	7.50%	7.50%



Annual rate of interest valid for deposits up to Rs.5 crore (w.e.f 22nd December 2022)					
Tenure in Months	Cumulative	Non-Cumulative			
		Monthly	Quarterly	Half Yearly	Annual
12 – 23	7.05%	6.83%	6.87%	6.93%	7.05%
24 – 35	7.25%	7.02%	7.06%	7.12%	7.25%
36 - 60	7.50%	7.25%	7.30%	7.36%	7.50%
Minimum Amount (₹) 25,000					

## WHITE LIST – MUTUAL FUNDS (EQUITY)

Sr. No.	Scheme Name	Fund Category	Fund Manager	AUM	Rating	3-M	1-Y	3-Y	5-Y	Alpha	Treynor Ratio	Sharpe Ratio	Beta
1	Axis Midcap Fund	Mid Cap	Shreyash Devalkar	19,741	****	-1.09%	-1.31%	20.27%	15.72%	0.51	0.25	1.09	0.8
2	Mirae Asset Midcap Fund	Mid Cap	Ankit Jain	8,953	****	3.06%	7.66%	26.04%	-	1.11	0.2	0.91	0.94
3	Quant Mid Cap Fund	Mid Cap	Ankit A Pande	1,273	****	6.32%	20.05%	37.90%	20.70	9.42	0.30	1.22	0.89
4	SBI Small Cap Fund	Small Cap	R. Srinivasan	15,335	****	1.35%	11.69%	29.77%	13.84%	7.99	-	0.89	0.75
5	Kotak Flexicap Fund	Flexi Cap	Harsha Upadhyaya	38,295	***	7.21%	7.96%	14.70%	11.49%	-3.28	0.1	0.47	0.97
6	HDFC Flexi cap Fund	Flexi Cap	Roshi Jain	32,894	***	8.80%	20.71%	20.22%	12.87%	1.86	0.16	0.69	0.99
7	HDFC Multi Cap Fund	Multi Cap	Gopal Agarwal	6,017	Unrated	6.17%	13.15%	-	-	-	-	-	-
8	Quant Active Fund	Multi Cap	Ankit A Pande	3,480	Unrated	5.45%	12.44%	36.33%	21.46%	11.06	0.28	1.18	0.94
9	Axis Nifty 100 Index Fund	Index	Ashish Naik	988	***	5.26%	6.42%	14.94%	-	-0.91	0.11	0.52	0.98
10	HDFC Index Fund Nifty 50 Plan	Index	Arun Agarwal	7,551	***	6.71%	7.20%	14.83%	12.36%	-0.54	0.12	0.54	0.99
11	HDFC NIFTY Next 50 Index Fund	Index	Arun Agarwal	388	Unrated	-0.58%	1.68%	-	-	-	-	-	-
12	ICICI Prudential Technology Fund	Sectoral-Technology	Vaibhav Dusad	9,357	Unrated	5.49%	-21.50%	31.69%	23.25%	8.73	0.31	1.17	0.88
13	ICICI Prudential Pharma Healthcare And Diagnostics (P.H.D) Fund	Sectoral-Pharma	Dharmesh Kakkad	2,604	Unrated	3.10%	-3.66%	24.35%	-	3.5	0.2	0.95	0.89
14	HDFC Balanced Advantage Fund	Hybrid	Gopal Agarwal	51,250	***	8.37%	20.10%	17.96%	11.65%	1.59	0.1	0.68	1.16



## HDFC CHILDREN'S GIFT FUND



## EQUITY LINKED SAVING SCHEME (ELSS)

Sr. No.	Scheme Name	Fund Category	Fund Manager	AUM	Rating	3-M	1-Y	3-Y	5-Y
1	Axis Long term Equity Fund	ELSS	Jinesh Gopani	31,583	**	-0.39%	-10.05%	10.47%	10.48%
2	Kotak Tax saver Fund	ELSS	Harsha Upadhyaya	3,163	****	7.30%	8.86%	19.24%	13.57%
3	Invesco India Tax Plan	ELSS	Amit Nigam	1,958	***	4.14%	-5.46%	14.67%	11.10%
4	HDFC Tax Saver Fund	ELSS	Roshi Jain	9,788	**	9.68%	5.45%	15.98%	10.09%
5	Mirae Asset Tax Saver	ELSS	Neelesh Surana	14,255	*****	6.33%	2.13%	19.57%	14.61%

## PUBLIC PROVIDENT FUND (PPF)

Tenure	15 years (Can be renewed in blocks of 5 years)
Interest rate	7.10%
Investment Amount	Minimum Rs.500, Maximum Rs.1.5 lakh p.a.
Maturity Amount	Depends on the investment tenure

## LIFE INSURANCE



**Click 2 Protect 3D Plus**



**iProtect Smart**



*Jiyo Befikar*

**Smart Protect Goal**

## HEALTH INSURANCE



**Optima Restore**



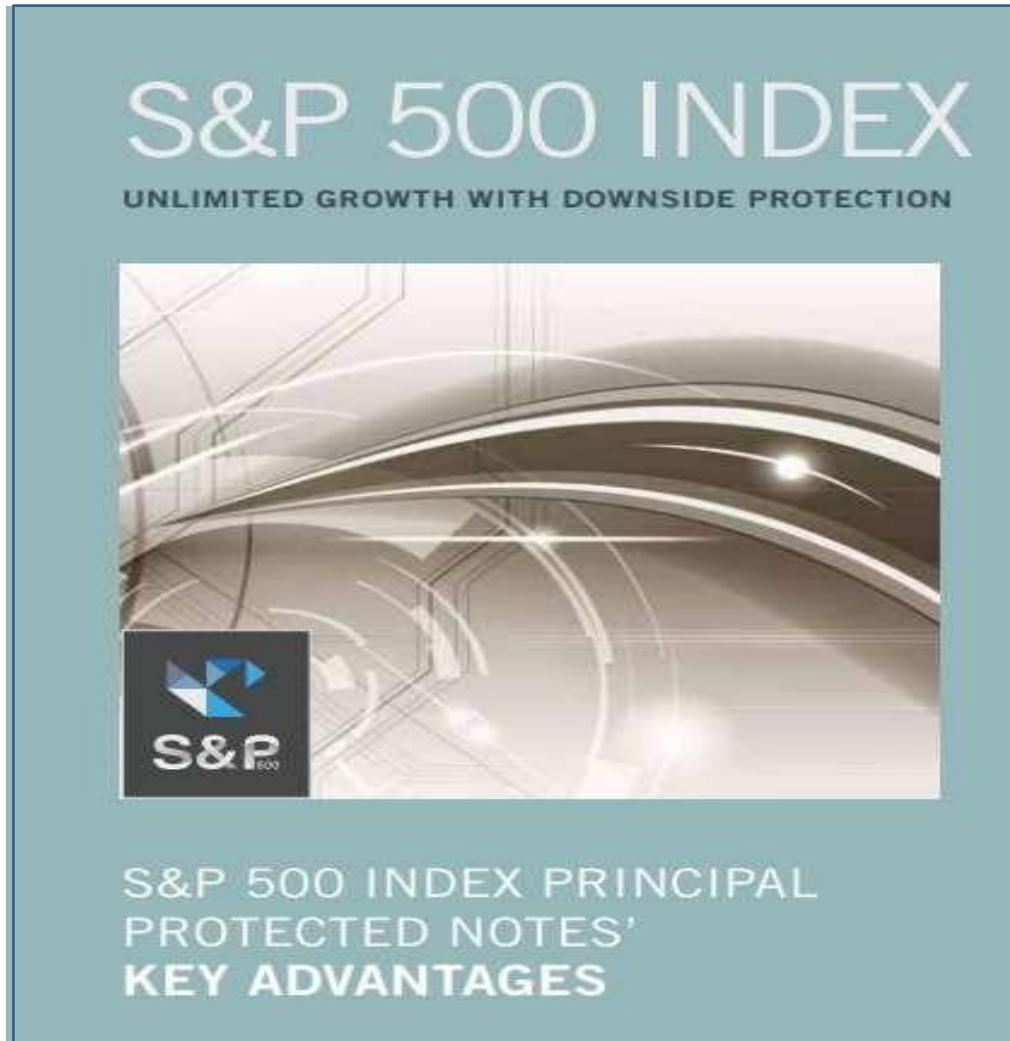
Relationship Beyond Insurance

**Health Guard Policy**




**SECTION III**  
**GLOBAL INVESTMENTS**

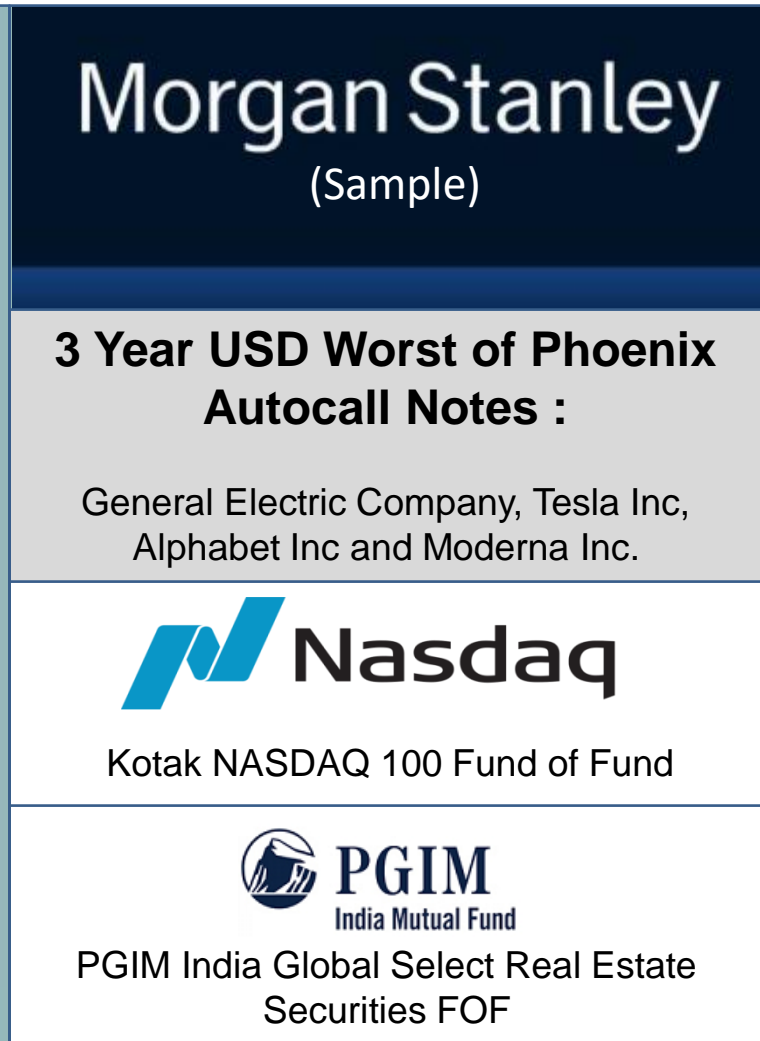
**PRINCIPAL PROTECTED STRUCTURED NOTES**



**S&P 500 INDEX**  
UNLIMITED GROWTH WITH DOWNSIDE PROTECTION




**S&P 500 INDEX PRINCIPAL PROTECTED NOTES' KEY ADVANTAGES**




**Morgan Stanley**  
(Sample)

**3 Year USD Worst of Phoenix Autocall Notes :**

General Electric Company, Tesla Inc, Alphabet Inc and Moderna Inc.



Kotak NASDAQ 100 Fund of Fund



PGIM India Global Select Real Estate Securities FOF

**PRINCIPAL PROTECTED STRUCTURED NOTES**

<b>Auto call Trigger - Large cap Income</b>	
Tenor	24 Months
Underlying	Tesla, MSFT, AAPL
Coupon	12%
Auto call Trigger	125%
Redemption Amount	100%

<b>Growth Participation - Technology</b>	
Tenor	24 Months
Underlying	MSFT, AAPL, FB
Cap Guarantee	75%
Upside Participation	200%
Strike Price	87.50%

<b>Growth Participation - Healthcare</b>	
Tenor	24 Months
Underlying	Merc, Novartis, Abbvie
Cap Guarantee	90%
Upside Participation	200%
Strike Price	95%

<b>Real Estate Linked</b>	
Tenor	24 Months
Underlying	Vanguard Real, Simon Property
Barrier	80%
Upside Participation	180%
Minimum Redemption	200%

**iShares**<sup>®</sup>  
by BLACKROCK<sup>®</sup>

**iShares U.S. Real Estate ETF**

**Vanguard**<sup>®</sup>

**Vanguard Real Estate ETF**

### CONTACT US:

‘wealth@falconstarinvestments.com’      India:      +91-90236-61660  
‘www.falconstarinvestments.com’  
Date: 30<sup>th</sup> Dec. 2022      Overseas: +971-55-8796-185

## THANK YOU.

### DISCLAIMER

This presentation has been prepared solely for discussion purposes and does not constitute an offer, an invitation or a recommendation to enter into any transaction and does not constitute investment advice. Terms and conditions herein are indicative and subject to change and / or negotiation between us. These materials do not constitute an offer for sale of securities anywhere in the world or a solicitation of any such offer. Full details of the final terms and conditions of these instruments will be contained in a prospectus or other offering document. This presentation and the information contained herein may only be distributed and published in jurisdictions in which such distribution and publication is permitted. You may not distribute this document, in whole or part, without our prior, express written permission.

Further, any projections of potential risk or return are illustrative and should not be taken as limitations of the maximum possible gain or loss. The information contained herein is not intended to be an exhaustive discussion of the strategies or concepts mentioned herein or tax or legal advice. Opinions expressed herein are not intended to be a forecast of future events, a guarantee of future events or investment advice, and are subject to change based on market and other conditions. In any case, past performance is not a guarantee of future results, and future events may not meet our expectations due to variety of economic, market and other factors.

Falconstar Investments provides services to Professional Clients only. Therefore, all communications are targeted at Professional Clients only. Persons other than Professional Clients, such as Retail Clients must consult their Financial Advisor & not act upon or rely upon the content of this communication.