



Q2 CY 2021 BRIEFING
for
INVESTMENT RESEARCH
MULTI-ASSET

Presented by :

Falconstar Investments (India) Pvt. Ltd.

Ph: (M) +971-55-8796-185

(M) + 91-9023661660


Email : 'wealth@falconstarinvestments.com'

Website : 'www.falconstarinvestments.com'

INVESTMENT LEADERSHIP THROUGH INSIGHT & FORESIGHT

Sr. No.	TABLE OF CONTENTS	Pg. No.
1.	INTRODUCTION & DEVELOPMENTS <ul style="list-style-type: none"> ▪ Terms of Business with AMCs 	3
2.	INDIAN INVESTMENTS & INSURANCE <ul style="list-style-type: none"> ▪ Debt MFs ▪ Bonds & NCDs ▪ Fixed Deposits (FDs) ▪ Equity MFs ▪ Theme based – Children Gift, ELSS, PPF ▪ Insurance Plans 	4-10
3.	INTERNATIONAL & OTH <ul style="list-style-type: none"> ▪ Structured Note - S&P 500 (USD \$) PLAN ▪ Global MFs 	11-13

APPROVED AMCs & TERMS OF BUSINESS WITH FALCONSTAR WEALTH





SECTION II
INDIA INVESTMENTS & INSURANCE

WHITE LIST – MUTUAL FUNDS (DEBT)

Sr. No.	Scheme Name	Fund Category	Fund Manager	AUM	Rating	3 M	1 Y	3 Y	5 Y
1	Kotak Liquid Fund	Liquid Fund	Deepak Agrawal	30,283	***	0.79%	3.15%	5.30%	5.93%
2	HDFC Liquid Fund	Liquid Fund	Anupam Joshi	51,046	***	0.78%	3.10%	5.28%	5.87%
3	Axis Money Market Fund	Money Market	Aditya Pagaria	3,179	****	0.93%	4.10%	-	-
4	HDFC Corporate Bond Fund	Corporate Bond Fund	Anupam Joshi	30,847	****	1.44%	5.75%	9.30%	8.43%
5	HDFC Short Term Debt Fund	Short Duration Fund	Anil Bamboli	16,907	*****	1.49%	6.25%	8.82%	8.11%
6	Kotak Bond Short Term Plan	Short Duration Fund	Deepak Agrawal	17,363	****	1.28%	4.93%	8.24%	7.53%
7	SBI Magnum Low Duration	Low Duration	Rajeev Radhakrishnan	13,286	****	0.89%	3.96%	6.83%	7.42%
8	Kotak Banking & PSU Debt Fund	Banking & PSU	Deepak Agrawal	9,714	****	1.52%	5.47%	9.06%	8.23%

WHITE LIST – BONDS & NCDs

Sr. No.	Instruments	Maturity	Put . Call	Interest	Price per 100	YTC	YTM	Quantum	Rating
1	7.05 LIC Housing Finance 2030	21-Dec-30	NA	21-Dec-21	98.76	NA	7.22%	10 Lacs & Multiple	AAA by CRISIL & CARE
2	10.15 Tata Capital Financial Services Limited 2024	26-Sep-24	NA	26-Sep-21	110.53	NA	6.69%	10 Lacs & Multiple	AA+ by Crisil & Care
3	9.18 HPCL-Mittal Energy Limited 2030	28-Feb-30	NA	28-02/28-05/28-08/28-11	106.85	NA	8.34%	10 Lacs & Multiple	AA+ by IND & ICRA
4	9.30 Mahindra & Mahindra Financial Services Ltd 2027	18-Jan-27	NA	01-Apr-21	109.72	NA	7.21%	10 Lacs & Multiple	AAA by CARE & IND
5	7.60 NABARD 2032	23-Nov-32	NA	23-May & 23-Nov	105.02	NA	7.07%	10 lacs only	AAA By IND & CRISIL
6	7.70 REC 2027	10-Dec-27	NA	12-Dec-21	95.9	NA	8.51%	10 lacs only	AAA By Crisil , CARE & ICRA
7	6.82 PFC 2031	22-Jan-31	NA	22-01 / 22-04 / 22-07 / 22-10	99.47	NA	7.07%	10 Lacs & Multiple	AAA by CRISIL, CARE & ICRA
8	8.25 Bank of Baroda Perp	Perpetual	17-Jul-25	17-Jul-21	101.48	7.81%	NA	10 Lacs & Multiple	AA+ by CRISIL & IND
9	7.73% State Bank of India Perp	Call : 24-Nov-25	NA	24th Nov	-	NA	7.25%	Multiples of 5 Cr	AA+ by CRISIL & ICRA
10	7.03% NHAI Ltd. 2040 (Secured)	15-Dec-40	NA	15th Dec	-	NA	7.21%	10 Lacs & Multiple	AAA by CARE, CRISIL & ICRA
11	8.72% Shriram Transport Finance Company Limited 2023 (Secured)	22-Mar-23	NA	22nd Mar	-	NA	8.50%	10 Lacs & Multiple	AA+ by CRISIL

WHITE LIST – FIXED DEPOSITS



REGULAR DEPOSITS (Fixed & Variable Rates) Deposits upto ₹2 crore (p.a.)

Period	Monthly Income Plan	Quarterly Option	Half-Yearly Option	Annual Income Plan	Cumulative Option
12-23 Months	5.50%	5.55%	5.60%	-	5.70%
24-35 Months	5.65%	5.70%	5.75%	5.85%	5.85%
36-59 Months	5.85%	5.90%	5.95%	6.05%	6.05%
60-83 Months	6.20%	6.25%	6.30%	6.40%	6.40%
84-120 Months	6.35%	6.40%	6.45%	6.55%	6.55%
Minimum Amount (₹)	₹ 40,000	₹ 20,000	₹ 20,000	₹ 20,000	₹ 20,000

SPECIAL DEPOSITS (Fixed Rates) Deposits upto ₹2 crore (p.a.)

Period	Monthly Income Plan	Quarterly Option	Half-Yearly Option	Annual Income Plan	Cumulative Option
33 Months	6.00%	6.05%	6.10%	6.20%	6.20%

Annual rate of interest valid for deposits up to Rs.5 crore (w.e.f 12 May 2021)

Tenure in Months	Cumulative	Non-Cumulative			
		Monthly	Quarterly	Half Yearly	Annual
12 – 23	5.65%	5.51%	5.53%	5.57%	5.65%
24 – 35	6.10%	5.94%	5.97%	6.01%	6.10%
36 - 60	6.50%	6.31%	6.35%	6.40%	6.50%

Minimum Amount (₹) 25,000

Annual rate of interest valid for deposits up to Rs.1 crore (w.e.f 24 Aug 2020)

Minimum Amount	Period (Months)	Amount Payable (Rs.)	Interest p.a.†	Effective Yield p.a.**
Rs.5,000/-	12	5285	5.70%	5.70%
	24	5639	6.20%	6.39%
	36	6006	6.30%	6.71%
	48	6420	6.45%	7.10%
	60	6834	6.45%	7.34%

WHITE LIST – MUTUAL FUNDS (EQUITY)

Sr. No.	Scheme Name	Fund Category	Fund Manager	AUM	Rating	3-M	1-Y	3-Y	5-Y
1	Axis Bluechip Fund	Largecap Fund	Sherayas Devalkar	21,868	*****	10.57%	25.87%	16.95%	17.60%
2	Kotak Flexicap Fund	Multicap Fund	Harsha Upadhyaya	32,453	*****	15.04%	31.02%	12.64%	17.09%
3	HDFC Flexicap Fund	Multicap Fund	Prashant Jain	25,232	**	11.20%	66.01%	14.43%	14.01%
4	Kotak Emerging Equity Fund	Midcap Fund	Pankaj Tibrewal	12,463	****	13.30%	83.55%	19.68%	17.62%
5	Axis Midcap Fund	Midcap Fund	Shreyas Devalkar	11,834	*****	11.42%	62.16%	21.38%	19.31%
6	SBI Small Cap Fund	Smallcap Fund	R. Srinivasan	8,664	****	15.10%	89.15%	21.65%	22.01%
7	Invesco India Contra Fund	Contra Fund	Amit Nigam	7,033	****	11.06%	55.97%	15.00%	16.82%
8	HDFC Index Fund Nifty 50 Plan	Index Funds	Krishnan Kumar Daga	3,210	****	7.39%	55.84%	14.32%	14.44%
9	Invesco India Financial Services Fund	Thematic Fund	Dhimant Kothari	330	***	8.10%	54.16%	11.47%	15.47%
10	ICICI Prudential Technology Fund	Thematic Fund	Sankaran Naren	2,792	Unrated	18.80%	134.01%	32.72%	25.47%
11	ICICI Prudential Pharma Healthcare And Diagnostics (P.H.D) Fund	Thematic Fund	Dharmesh Kakkad	2,683	Unrated	17.81%	56.27%	-	-
12	Mirae Asset Healthcare Fund	Thematic Fund	Vrijesh Kasera	1,595	Unrated	19.42%	60.12%		

HDFC CHILDREN'S GIFT FUND



EQUITY LINKED SAVING SCHEME (ELSS)

Sr. No.	Scheme Name	Fund Manager	AUM	Rating	3-M	1-Y	3-Y	5-Y
1	Axis Longterm Equity Fund	Jinesh Gopani	29,575	****	9.59%	53.58%	15.66%	16.15%
2	Kotak Tax saver Fund	Harsha Upadhyaya	1,988	****	10.01%	58.37%	17.23%	15.76%
3	Invesco India Tax Plan	Amit Nigam	1,669	****	10.59%	55.57%	14.40%	15.37%
4	Mirae Asset Tax Saver	Neelesh Surana	7,940	*****	10.49%	68.15%	20.45%	21.07%

PUBLIC PROVIDENT FUND (PPF)

Tenure	15 years (Can be renewed in blocks of 5 years)
Interest rate	7.10%
Investment Amount	Minimum Rs.500, Maximum Rs.1.5 lakh p.a.
Maturity Amount	Depends on the investment tenure

LIFE INSURANCE



HDFC
Life
Sar utha ke jiyo!

Click 2 Protect 3D Plus



ICICI PRUDENTIAL
LIFE INSURANCE

iProtect Smart



BAJAJ | Allianz

Jiyo Befikar

Smart Protect Goal

HEALTH INSURANCE



HDFC
ERGO

Optima Restore



BAJAJ | Allianz

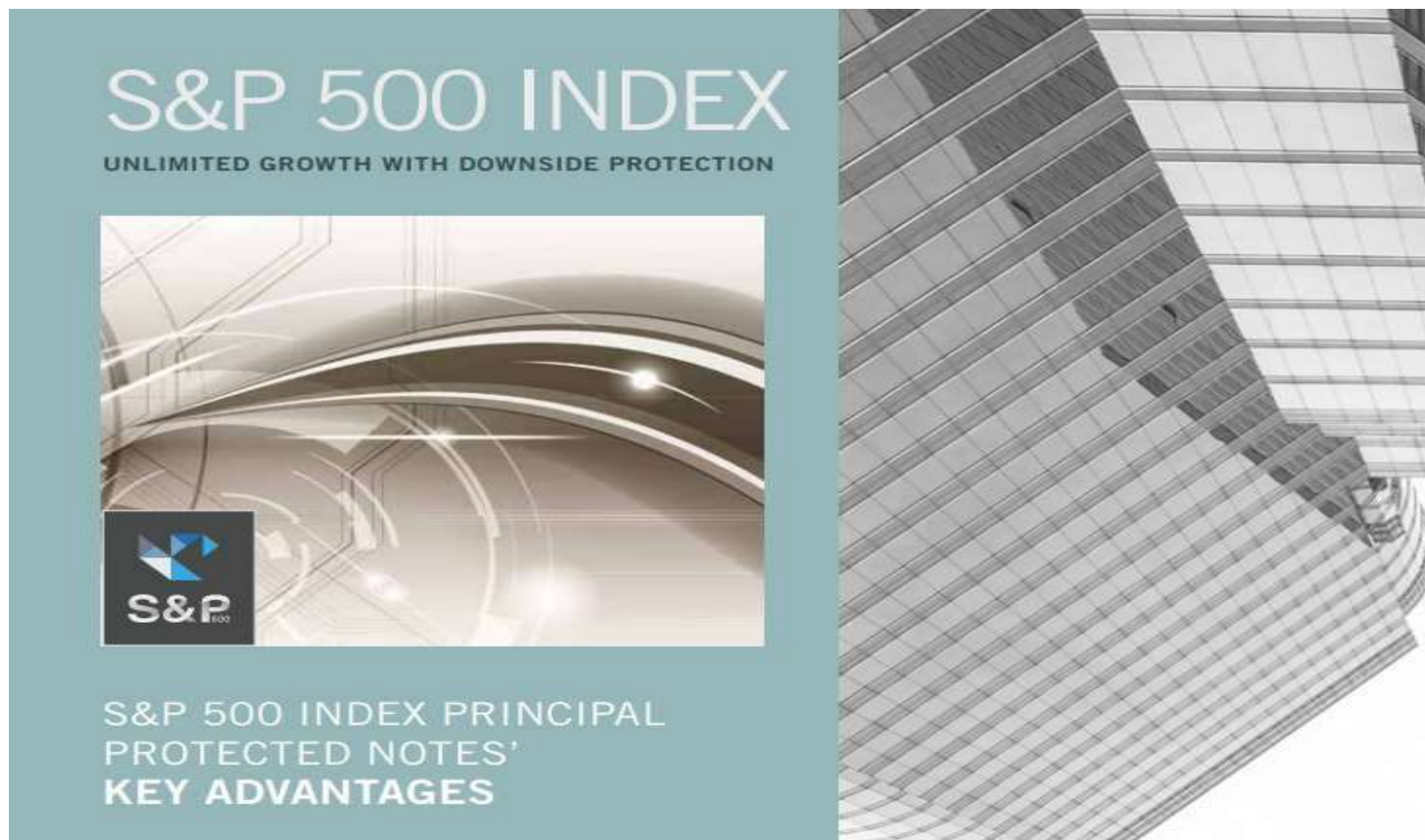
Relationship Beyond Insurance

Health Guard Policy




SECTION III
GLOBAL INVESTMENTS

PRINCIPAL PROTECTED STRUCTURED NOTES



S&P 500 INDEX
UNLIMITED GROWTH WITH DOWNSIDE PROTECTION



**S&P 500 INDEX PRINCIPAL
PROTECTED NOTES'
KEY ADVANTAGES**

GLOBAL MFs

Sr. No.	Scheme Name	Fund Manager	AUM	Rating	3-M	1-Y	3-Y	5-Y
1	Pareg Parikh Flexicap Fund	Rajeev Thakkar	10,276	*****	13.22%	61.56%	21.70%	20.00%
2	Motilal Oswal Nasdaq 100 FOF	Swapnil P Mayekar	2,602	Unrated	12.44%	40.40%	-	-
3	Motilal Oswal S&P 500 Index Fund	Herin Visaria	1,385	Unrated	9.64%	35.43%	-	-
4	Axis Global Equity Alpha Fund of Fund	Hitesh Das	1,461	Unrated	11.48%	-	-	-

CONTACT US:

‘wealth@falconstarinvestments.com’ India: +91-90236-61660
‘www.falconstarinvestments.com’
Date: 30 June.2021 Overseas: +971-55-8796-185

THANK YOU.

DISCLAIMER

This presentation has been prepared solely for discussion purposes and does not constitute an offer, an invitation or a recommendation to enter into any transaction and does not constitute investment advice. Terms and conditions herein are indicative and subject to change and / or negotiation between us. These materials do not constitute an offer for sale of securities anywhere in the world or a solicitation of any such offer. Full details of the final terms and conditions of these instruments will be contained in a prospectus or other offering document. This presentation and the information contained herein may only be distributed and published in jurisdictions in which such distribution and publication is permitted. You may not distribute this document, in whole or part, without our prior, express written permission.

Further, any projections of potential risk or return are illustrative and should not be taken as limitations of the maximum possible gain or loss. The information contained herein is not intended to be an exhaustive discussion of the strategies or concepts mentioned herein or tax or legal advice. Opinions expressed herein are not intended to be a forecast of future events, a guarantee of future events or investment advice, and are subject to change based on market and other conditions. In any case, past performance is not a guarantee of future results, and future events may not meet our expectations due to variety of economic, market and other factors.

Falconstar Investments provides services to Professional Clients only. Therefore, all communications are targeted at Professional Clients only. Persons other than Professional Clients, such as Retail Clients must consult their Financial Advisor & not act upon or rely upon the content of this communication.