



Q3 CY 2021 BRIEFING
for
INVESTMENT RESEARCH
MULTI-ASSET

Presented by :

Falconstar Investments (India) Pvt. Ltd.

Ph: (M) +971-55-8796-185

(M) + 91-9023661660


Email : 'wealth@falconstarinvestments.com'

Website : 'www.falconstarinvestments.com'

INVESTMENT LEADERSHIP THROUGH INSIGHT & FORESIGHT

Sr.No	TABLE OF CONTENTS	Pg.No.
1	INTRODUCTION & DEVELOPMENTS	3
	▪ Terms of Business with AMCs	
2	INDIAN INVESTMENTS & INSURANCE	04-10
	▪ Debt MFs	
	▪ Bonds & NCDs	
	▪ Fixed Deposits (FDs)	
	▪ Equity MFs	
	▪ Theme based – Children Gift, ELSS, PPF	
	▪ Insurance Plans	
3	INTERNATIONAL & OTH	11-12
	▪ Structured Note - S&P 500 (USD \$) PLAN	

APPROVED AMCs & TERMS OF BUSINESS WITH FALCONSTAR WEALTH





SECTION II
**INDIA INVESTMENTS &
INSURANCE**

WHITE LIST – MUTUAL FUNDS (DEBT)

Sr. No.	Scheme Name	Fund Category	Fund Manager	AUM	Rating	3 M	1 Y	3 Y	5 Y
1	Kotak Liquid Fund	Liquid Fund	Deepak Agrawal	29,614	***	0.81%	3.15%	4.93%	5.71%
2	HDFC Liquid Fund	Liquid Fund	Anupam Joshi	45,347	***	0.81%	3.12%	4.93%	5.66%
3	Axis Money Market Fund	Money Market	Aditya Pagaria	3,372	****	0.94%	3.87%	-	-
4	HDFC Corporate Bond Fund	Corporate Bond Fund	Anupam Joshi	27,568	***	1.89%	6.26%	9.61%	8.09%
5	HDFC Short Term Debt Fund	Short Duration Fund	Anil Bamboli	19,436	****	1.52%	5.57%	8.73%	7.77%
6	Kotak Bond Short Term Plan	Short Duration Fund	Deepak Agrawal	17,160	****	1.68%	4.96%	8.27%	7.05%
7	SBI Magnum Low Duration	Low Duration	Rajeev Radhakrishnan	12,841	***	0.14%	3.68%	6.51%	6.63%

WHITE LIST – BONDS & NCDs

Sr. No	INSTRUMENT	MATURITY	PUT / CALL	INTEREST	PRICE PER 100	YTC	YTM	QUANTUM	RATINGS
1	9.55 M&M Ltd 2063	04-Jul-63	NA	15-Mar	126.03	NA	7.49%	10 Lacs & Multiple	AA+/Stable by CRISIL & ICRA
2	9.32 Tata Capital Financial Services Ltd. 2028	28-Dec-28	NA	28-Dec	111.44	NA	7.22%	10 Lacs & Multiple	AAA by Crisil & ICRA
3	9.95 L&t Finance Ltd. 2025	28-Mar-25	NA	30-Mar	108.12	NA	7.19%	10 Lacs & Multiple	A crisil & A+ icra
4	7.02 Bajaj Finance 2031	18-Apr-31	NA	19-Apr	100.2	NA	6.98%	10 lacs & Multiple	AAA by IND & CRISIL
5	9.18 HPCL Mittal Energy Ltd 2030 (Unlisted) (NSDL Demat Only)	28-Feb-30	NA	28-02 / 28-05 / 28-08 / 28-11	106.44	NA	8.36%	10 Lacs & Multiple	AA+ by IND & ICRA
6	10.90 TVS Credit Services Ltd 2024 (Unlisted)	07-Aug-24	NA	07-Feb	104.8	NA	8.90%	10 Lacs & Multiple	AA- / Stable by Crisil
7	RBI Floating Rate Savings Bonds, 2020	28-Aug-28	NA	28-Aug	-	NA	7.15%	10 Lacs & Multiple	-
8	India Infoline Finance Ltd	27-Sep-28	NA	27-Sep	275.61	NA	10.00%	10,000	CRISIL AA/stable and AA+/negative by brickworks

WHITE LIST – FIXED DEPOSITS



REGULAR DEPOSITS (Fixed & Variable Rates) Deposits upto ₹2 crore (p.a.)

Period	Monthly Income Plan	Quarterly Option	Half-Yearly Option	Annual Income Plan	Cumulative Option
12-23 Months	5.50%	5.55%	5.60%	-	5.70%
24-35 Months	5.65%	5.70%	5.75%	5.85%	5.85%
36-59 Months	5.85%	5.90%	5.95%	6.05%	6.05%
60-83 Months	6.20%	6.25%	6.30%	6.40%	6.40%
84-120 Months	6.35%	6.40%	6.45%	6.55%	6.55%
Minimum Amount (₹)	₹ 40,000	₹ 20,000	₹ 20,000	₹ 20,000	₹ 20,000

SPECIAL DEPOSITS (Fixed Rates) Deposits upto ₹2 crore (p.a.)

Period	Monthly Income Plan	Quarterly Option	Half-Yearly Option	Annual Income Plan	Cumulative Option
33 Months	6.00%	6.05%	6.10%	6.20%	6.20%

Annual rate of interest valid for deposits up to Rs.5 crore (w.e.f 12 May 2021)

Tenure in Months	Cumulative	Non-Cumulative			
		Monthly	Quarterly	Half Yearly	Annual
12 – 23	5.65%	5.51%	5.53%	5.57%	5.65%
24 – 35	6.10%	5.94%	5.97%	6.01%	6.10%
36 - 60	6.50%	6.31%	6.35%	6.40%	6.50%
Minimum Amount (₹) 25,000					

WHITE LIST – MUTUAL FUNDS (EQUITY)

Sr. No.	Scheme Name	Fund Category	Fund Manager	AUM	Rating	3-M	1-Y	3-Y	5-Y	Alpha	Treynor Ratio	Sharpe Ratio
1	Axis Bluechip Fund	Largecap Fund	Sherayas Devalkar	32,213	*****	13.09%	47.89%	23.67%	18.18%	4.34	0.17	0.88
2	Kotak Flexicap Fund	Flexi Cap	Harsha Upadhyaya	38,609	***	11.75%	48.90%	20.11%	14.83%	-0.26	0.17	0.74
3	HDFC Flexicap Fund	Flexi Cap	Prashant Jain	26,773	**	9.72%	74.25%	19.13%	14.22%	-2.21	0.23	0.63
4	Kotak Emerging Equity Fund	Mid Cap	Pankaj Tibrewal	16,318	****	14.67%	76.81%	29.38%	17.75%	3.09	0.27	0.97
5	Axis Midcap Fund	Mid Cap	Shreyas Devalkar	14,804	*****	15.49%	66.53%	30.10%	20.90%	5.93	0.29	1.14
6	SBI Small Cap Fund	Small Cap	R. Srinivasan	9,091	****	12.75%	78.32%	29.95%	21.84%	5.53	0.42	0.93
7	Invesco India Contra Fund	Value Oriented	Dhimant Kothari	7,854	****	13.08%	54.95%	21.58%	16.80%	0.23	0.2	0.71
8	HDFC Index Fund Nifty 50 Plan	Large Cap	Krishnan Kumar Daga	3,954	****	10.21%	52.33%	20.69%	16.30%	-0.66	0.17	0.69
9	Invesco India Financial Services Fund	Sectoral-Banking	Dhimant Kothari	382	****	13.18%	54.67%	19.52%	15.16%	3.13	0.15	0.59
10	CICI Prudential Technology Fund	Sectoral-Banking	Vaibhav Dusad	5,037	Unrated	26.88%	93.12%	39.90%	33.56%	4.53	0.47	1.29
11	ICICI Prudential Pharma Healthcare And Diagnostics (P.H.D) Fund	Sectoral-Pharma	Dharmesh Kakkad	5,037	Unrated	9.93%	93.12%	39.90%	33.56%	5.52	0.3	1.06
12	Mirae Asset Healthcare Fund	Sectoral-Pharma	Vrijesh Kasera	1,901	Unrated	12.13%	32.14%	32.46%	-	8.75	0.26	1.23
13	Kotak Balanced Advantage Fund	Hybrid	Abhishek Bisen	10,688	*****	5.1	22.09	14.47	-	0.37	-1.01	0.73

HDFC CHILDREN'S GIFT FUND



EQUITY LINKED SAVING SCHEME (ELSS)

Sr. No.	Scheme Name	Fund Category	Fund Manager	AUM	Rating	3-M	1-Y	3-Y	5-Y
1	Axis Longterm Equity Fund	ELSS	Jinesh Gopani	33,871	****	11.63%	60.42%	25.09%	17.94%
2	Kotak Tax saver Fund	ELSS	Harsha Upadhyaya	2,296	****	12.09%	54.10%	23.00%	15.45%
3	Invesco India Tax Plan	ELSS	Amit Nigam	1,890	****	14.60%	56.27%	22.41%	16.54%
4	Mirae Asset Tax Saver	ELSS	Neelesh Surana	9,401	*****	12.56%	63.31%	27.28%	20.89%

PUBLIC PROVIDENT FUND (PPF)

Tenure	15 years (Can be renewed in blocks of 5 years)
Interest rate	7.10%
Investment Amount	Minimum Rs.500, Maximum Rs.1.5 lakh p.a.
Maturity Amount	Depends on the investment tenure

LIFE INSURANCE



HDFC
Life
Sar utha ke jiyo!

Click 2 Protect 3D Plus



ICICI PRUDENTIAL
LIFE INSURANCE

iProtect Smart



BAJAJ | Allianz

Jiyo Befikar

Smart Protect Goal

HEALTH INSURANCE



HDFC
ERGO

Optima Restore



BAJAJ | Allianz

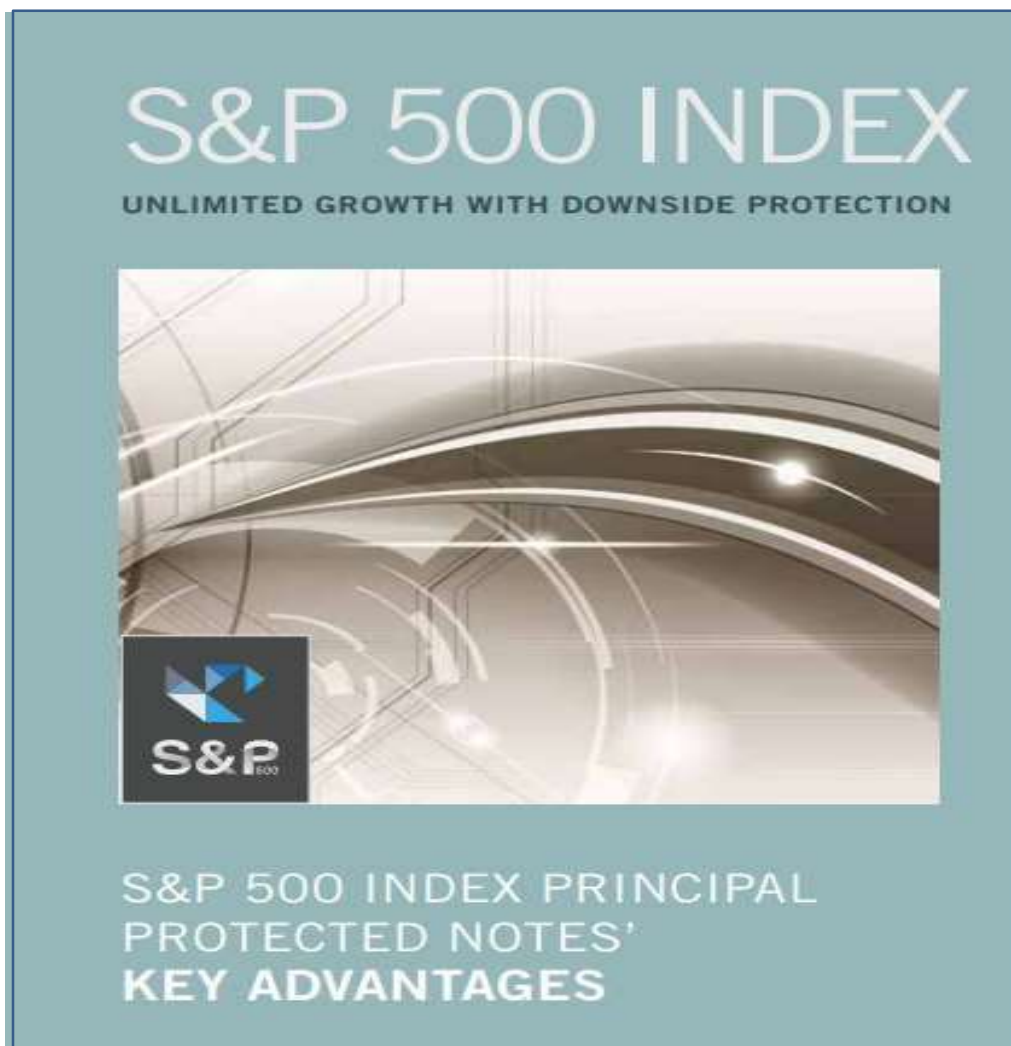
Relationship Beyond Insurance

Health Guard Policy




SECTION III
GLOBAL INVESTMENTS

PRINCIPAL PROTECTED STRUCTURED NOTES



S&P 500 INDEX
UNLIMITED GROWTH WITH DOWNSIDE PROTECTION



S&P 500 INDEX PRINCIPAL PROTECTED NOTES' KEY ADVANTAGES

Morgan Stanley
(Sample)

3 Year USD Worst of Phoenix Autocall Notes :
General Electric Company, Tesla Inc, Alphabet Inc and Moderna Inc.

 **Nasdaq**

Kotak NASDAQ 100 Fund of Fund

Schroders

Axis Global Equity Alpha

CONTACT US:

‘wealth@falconstarinvestments.com’ India: +91-90236-61660
‘www.falconstarinvestments.com’
Date: 09 Sep.2021 Overseas: +971-55-8796-185

THANK YOU.

DISCLAIMER

This presentation has been prepared solely for discussion purposes and does not constitute an offer, an invitation or a recommendation to enter into any transaction and does not constitute investment advice. Terms and conditions herein are indicative and subject to change and / or negotiation between us. These materials do not constitute an offer for sale of securities anywhere in the world or a solicitation of any such offer. Full details of the final terms and conditions of these instruments will be contained in a prospectus or other offering document. This presentation and the information contained herein may only be distributed and published in jurisdictions in which such distribution and publication is permitted. You may not distribute this document, in whole or part, without our prior, express written permission.

Further, any projections of potential risk or return are illustrative and should not be taken as limitations of the maximum possible gain or loss. The information contained herein is not intended to be an exhaustive discussion of the strategies or concepts mentioned herein or tax or legal advice. Opinions expressed herein are not intended to be a forecast of future events, a guarantee of future events or investment advice, and are subject to change based on market and other conditions. In any case, past performance is not a guarantee of future results, and future events may not meet our expectations due to variety of economic, market and other factors.

Falconstar Investments provides services to Professional Clients only. Therefore, all communications are targeted at Professional Clients only. Persons other than Professional Clients, such as Retail Clients must consult their Financial Advisor & not act upon or rely upon the content of this communication.