



Q1 CY 2023 BRIEFING
for
INVESTMENT RESEARCH
MULTI-ASSET

Presented by :

Falconstar Investments (India) Pvt. Ltd.

Ph: (M) +971-55-8796-185

(M) + 91-9023661660


Email : 'wealth@falconstarinvestments.com'

Website : 'www.falconstarinvestments.com'

INVESTMENT LEADERSHIP THROUGH INSIGHT & FORESIGHT

Sr.No	TABLE OF CONTENTS	Pg.No.
1	INTRODUCTION & DEVELOPMENTS	3
	▪Terms of Business with AMCs	
2	INDIAN INVESTMENTS & INSURANCE	4 – 10
	▪Debt MFs	
	▪Bonds & NCDs	
	▪Fixed Deposits (FDs)	
	▪Equity MFs	
	▪Theme based – Children Gift, ELSS, PPF	
	▪Insurance Plans	
3	INTERNATIONAL & OTH	11 – 13
	▪SIP Plans	
	▪Structured Note - 4 Options	

APPROVED AMCs & TERMS OF BUSINESS WITH FALCONSTAR WEALTH





SECTION II
INDIA INVESTMENTS & INSURANCE

WHITE LIST – MUTUAL FUNDS (DEBT)

Sr. No.	Scheme Name	Fund Category	Fund Manager	AUM	Rating	3 M	1 Y	3 Y	5 Y	YTM
1	HDFC Low Duration Fund	Low Duration	Anupam Joshi	14,780	****	1.48%	4.73%	5.59%	6.06%	7.91
2	HDFC Liquid Fund	Liquid	Anupam Joshi	49,009	**	1.65%	5.59%	4.28%	5.25%	7.23
3	ICICI Prudential Money Market Fund	Money Market	Nikhil Kabra	11,476	***	1.80%	5.68%	5.10%	6.16%	7.57
4	HDFC Corporate Bond Fund	Corporate Bond	Anupam Joshi	23,487	***	1.36%	4.09%	6.89%	7.32%	7.74
5	HDFC Short Term Debt Fund	Short Duration	Anil Bamboli	11,029	***	1.52%	4.65%	6.97%	7.30%	7.97
6	ICICI Prudential Ultra Short Term Fund	Short Duration	Manish Banthia	12,447	****	1.71%	5.66%	5.85%	6.73%	7.81
7	SBI Magnum Low Duration	Low Duration	Rajeev Radhakrishnan	7,717	***	1.65%	5.21%	5.56%	6.36%	7.84



WHITE LIST – BONDS & NCDs

SR. no.	Instrument	Maturity	PUT / CALL	INT. PAYMENT DATE	PRICE PER 100	YTC	YTM	QUANTUM	RATINGS
1	Bajaj Finance Ltd	07 November 2025	NA	9th November Annually	10 Lacs	NA	7.80%	10 lacs multiples	AAA
2	L&T Finance Ltd	28 March 2025	NA	30th March Annually	10 Lacs	NA	7.90%	10 lacs only	AAA
3	LIC Housing Finance Ltd.	23 March 2033	NA	23th March Annually	10 Lacs	NA	7.90%	10 lacs multiples	AAA
4	Power Finance Corporation	07 August 2024	NA	7th August Annually	10 Lacs	NA	7.80%	10 lacs multiples	AAA
5	Tata Capital Financial Services Ltd	NA	06-Jan-26	6th January Annually	10 Lacs	NA	8.25%	10 lacs multiples	AA+
6	Bank of Baroda	-	28-Nov-24	28th Nov annually	10 Lacs	NA	8.20%	10 lacs multiples	AA+
7	8.5% STATE BANK OF INDIA	22-Nov-2024 (C)	NA	Annually	10 Lacs	778.00%	NA	10 Lacs Multiple	AA+ By CRISIL, AA+ By ICRA
8	7.74% HINDUSTAN PETROLEUM CORPORATION LIMITED 02/MAR/2028	02-Mar-2028 (M)	NA	Annually	1 Lacs	NA	7.54%	10 Lacs Only	AAA By ICRA, AAA By CRISIL
9	8.83% INDIAN RAILWAY FINANCE CORPORATION LIMITED 14/MAY/2033	14-May-2033 (M)	NA	HalfYearly	10 Lacs	NA	7.48%	10 Lacs & Multiple (Limited Quantum)	AAA By CARE, AAA By CRISIL
10	8.62% HDFC CREDILA FINANCIAL SERVICES LIMITED 17/JUN/2024	17-Jun-2024 (M)	NA	Annually	10 Lacs	NA	7.63%	10 Lacs Multiple	AAA By CRISIL, AAA By ICRA

WHITE LIST – FIXED DEPOSITS



REGULAR DEPOSITS (Fixed & Variable Rates) Deposits upto ₹2 crore (p.a.)					
Period	Monthly Income Plan	Quarterly Option	Half-Yearly Option	Annual Income Plan	Cumulative Option
12-23 Months	6.85%	6.90%	6.95%	-	7.10%
24-35 Months	7.10%	7.15%	7.20%	7.35%	7.35%
36-60 Months	7.15%	7.20%	7.25%	7.40%	7.40%
61-120 Months	7.05%	7.10%	7.15%	7.30%	7.30%
Minimum Amount (₹)	₹ 40,000	₹ 20,000	₹ 20,000	₹ 20,000	₹ 20,000
SPECIAL DEPOSITS (Fixed Rates) Deposits upto ₹2 crore (p.a.)					
Period	Monthly Income Plan	Quarterly Option	Half-Yearly Option	Annual Income Plan	Cumulative Option
33 Months	7.30%	7.35%	7.40%	7.55%	7.55%



Annual rate of interest valid for deposits up to Rs.5 crore (w.e.f 25th March 2023)

Tenure in Months	Cumulative	Non-Cumulative			
		Monthly	Quarterly	Half Yearly	Annual
12 – 23	7.50%	7.25%	7.30%	7.36%	7.50%
24 – 35	7.35%	7.11%	7.16%	7.22%	7.35%
36 - 60	7.65%	7.39%	7.44%	7.51%	7.65%
Minimum Amount (₹) 25,000					

WHITE LIST – MUTUAL FUNDS (EQUITY)

Sr. No.	Scheme Name	Fund Category	Fund Manager	AUM	Rating	3-M	1-Y	3-Y	5-Y	Alpha	Treynor Ratio	Sharpe Ratio	Beta
1	Axis Midcap Fund	Mid Cap	Shreyash Devalkar	18,920	*****	-4.04%	-2.38%	25.23%	15.90%	-2.87	0.13	0.59	0.81
2	Mirae Asset Midcap Fund	Mid Cap	Ankit Jain	8,754	****	-5.67%	1.18%	34.90%	-	0.36	0.17	0.76	0.95
3	Quant Mid Cap Fund	Mid Cap	Ankit A Pande	1,551	*****	-6.15%	9.05%	45.11%	19.94	9.19	0.27	1.11	0.91
4	SBI Small Cap Fund	Small Cap	R. Srinivasan	15,395	****	-3.61%	8.59%	38.37%	15.76%	-	-	-	-
5	Kotak Flexicap Fund	Flexi Cap	Harsha Upadhyaya	35,775	***	-4.00%	3.84%	24.94%	11.74%	-3.03	0.09	0.4	0.98
6	HDFC Flexi cap Fund	Flexi Cap	Roshi Jain	31,673	****	-3.01%	11.73%	34.50%	14.20%	-3.03	0.09	0.4	0.98
7	HDFC Multi Cap Fund	Multi Cap	Gopal Agarwal	5,790	Unrated	-2.05%	10.50%	-	-	-	-	-	-
8	Quant Active Fund	Multi Cap	Ankit A Pande	3,532	Unrated	-9.61%	0.78%	45.56%	20.04%	11.21	0.25	1.08	0.96
9	HDFC Index Fund Nifty 50 Plan	Index	Arun Agarwal	7,457	***	-5.34%	-0.02%	26.09%	12.10%	-0.59	0.11	0.49	1
10	HDFC NIFTY Next 50 Index Fund	Index	Arun Agarwal	341	Unrated	-10.24%	-6.21%	-	-	-	-	-	-
11	ICICI Prudential Technology Fund	Sectoral-Technology	Vaibhav Dusad	8,993	Unrated	-2.71%	-18.62%	43.69%	21.81%	7.85	0.28	1.05	0.89
12	ICICI Prudential Pharma Healthcare And Diagnostics (P.H.D) Fund	Sectoral-Pharma	Dharmesh Kakkad	2,538	Unrated	-5.60%	-4.90%	25.45%	-	3.43	0.15	0.76	0.9
13	HDFC Balanced Advantage Fund	Hybrid	Gopal Agrawal	51,042	****	-0.40%	13.80%	29.27%	13.10%	11.24	0.04	0.73	3.01

HDFC CHILDREN'S GIFT FUND



EQUITY LINKED SAVING SCHEME (ELSS)

Sr. No.	Scheme Name	Fund Category	Fund Manager	AUM	Rating	3-M	1-Y	3-Y	5-Y
1	Kotak Tax saver Fund	ELSS	Harsha Upadhyaya	3,167	****	-3.32%	4.66%	28.97%	14.57%
2	HDFC Tax Saver Fund	ELSS	Roshi Jain	9,723	**	-2.92%	9.97%	30.94%	10.27%
3	Mirae Asset Tax Saver	ELSS	Neelesh Surana	14,043	*****	-4.07%	0.14%	30.38%	15.48%

PUBLIC PROVIDENT FUND (PPF)

Tenure	15 years (Can be renewed in blocks of 5 years)
Interest rate	7.10%
Investment Amount	Minimum Rs.500, Maximum Rs.1.5 lakh p.a.
Maturity Amount	Depends on the investment tenure

LIFE INSURANCE



Click 2 Protect 3D Plus



iProtect Smart



Jiyo Befikar

Smart Protect Goal

HEALTH INSURANCE



Optima Restore



Relationship Beyond Insurance


Health Guard Policy



SECTION III
GLOBAL INVESTMENTS

PRINCIPAL PROTECTED STRUCTURED NOTES

S&P 500 INDEX
UNLIMITED GROWTH WITH DOWNSIDE PROTECTION




S&P 500 INDEX PRINCIPAL PROTECTED NOTES' KEY ADVANTAGES


Morgan Stanley
(Sample)

3 Year USD Worst of Phoenix Autocall Notes :

General Electric Company, Tesla Inc, Alphabet Inc and Moderna Inc.



Kotak NASDAQ 100 Fund of Fund



PGIM India Global Select Real Estate Securities FOF

PRINCIPAL PROTECTED STRUCTURED NOTES

Auto call Trigger - Large cap Income	
Tenor	24 Months
Underlying	Tesla, MSFT, AAPL
Coupon	12%
Auto call Trigger	125%
Redemption Amount	100%

Growth Participation - Technology	
Tenor	24 Months
Underlying	MSFT, AAPL, FB
Cap Guarantee	75%
Upside Participation	200%
Strike Price	87.50%

Growth Participation - Healthcare	
Tenor	24 Months
Underlying	Merc, Novartis, Abbvie
Cap Guarantee	90%
Upside Participation	200%
Strike Price	95%

Real Estate Linked	
Tenor	24 Months
Underlying	Vanguard Real, Simon Property
Barrier	80%
Upside Participation	180%
Minimum Redemption	200%

iShares[®]
by BLACKROCK[®]

iShares U.S. Real Estate ETF

Vanguard[®]

Vanguard Real Estate ETF

CONTACT US:

‘wealth@falconstarinvestments.com’ India: +91-90236-61660
‘www.falconstarinvestments.com’
Date: 30th Mar. 2023 Overseas: +971-55-8796-185

THANK YOU.

DISCLAIMER

This presentation has been prepared solely for discussion purposes and does not constitute an offer, an invitation or a recommendation to enter into any transaction and does not constitute investment advice. Terms and conditions herein are indicative and subject to change and / or negotiation between us. These materials do not constitute an offer for sale of securities anywhere in the world or a solicitation of any such offer. Full details of the final terms and conditions of these instruments will be contained in a prospectus or other offering document. This presentation and the information contained herein may only be distributed and published in jurisdictions in which such distribution and publication is permitted. You may not distribute this document, in whole or part, without our prior, express written permission.

Further, any projections of potential risk or return are illustrative and should not be taken as limitations of the maximum possible gain or loss. The information contained herein is not intended to be an exhaustive discussion of the strategies or concepts mentioned herein or tax or legal advice. Opinions expressed herein are not intended to be a forecast of future events, a guarantee of future events or investment advice, and are subject to change based on market and other conditions. In any case, past performance is not a guarantee of future results, and future events may not meet our expectations due to variety of economic, market and other factors.

Falconstar Investments provides services to Professional Clients only. Therefore, all communications are targeted at Professional Clients only. Persons other than Professional Clients, such as Retail Clients must consult their Financial Advisor & not act upon or rely upon the content of this communication.